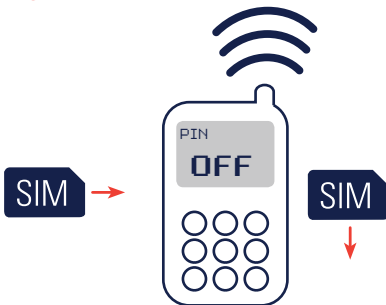


Combi Control

Quick start guide

1

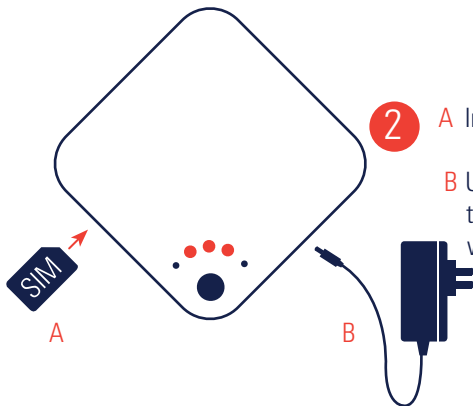
Buy yourself a SIM card and disable its PIN using your mobile phone.



2

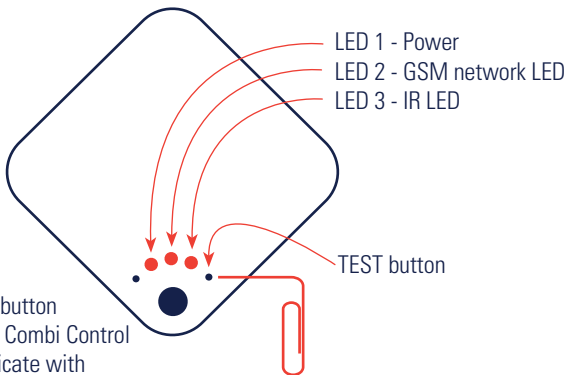
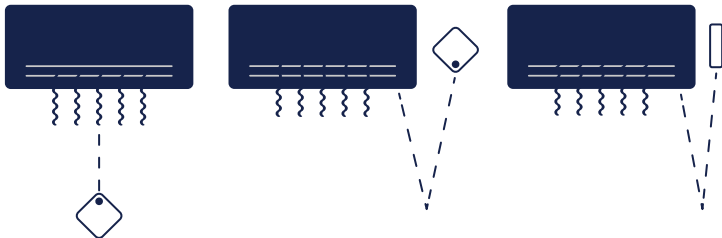
A Insert the SIM to Combi Control.

B Use the power adapter to connect Combi Control to a wall outlet.



3

Find a suitable place for Combi Control.



4

Use the Test button to make sure Combi Control can communicate with the heat pump. If there is no communication, repeat steps 2 - 4



5

Download the Combi Control application for your smartphone from App Store or Google Play.



6

If you use a regular mobile phone, see the Combi Control manual for the commands and cut out the most frequent commands for reference. Adjust the heat pump according to your preferences.



AUTO
DRY
COOL
HEAT

17
18
...
29
30

MIN
NORM
MAX

T8



Enjoy!

